

Association of American  
Veterinary Medical Colleges,  
Strategic Planning Committee  
**Background Survey Results**

## Steps Taken to Broaden Exposure for Public Practice

Result	Responses	Percentage	Graph
Mentoring	20	68.9%	
Externships	24	82.7%	
Co-curricular programs, e.g. DVM/MPH, DVM/PhD	14	48.2%	
Certification Programs	5	17.2%	
No steps are being taken	1	3.4%	
Others (briefly describe in space provided)	12	41.3%	

Total Number of Responses 29

## Assigned Champions to Facilitate Public Practice

Result	Responses	Percentage	Graph
No	8	27.5%	
Yes	21	72.4%	

Total Number of Responses 29

# Institutional Programs to Build Capacity

Result	Responses	Percentage	Graph
Epidemiology	18	62.0%	

Total Number of Responses 29

Result	Responses	Percentage	Graph
Public Health	19	65.5%	

Total Number of Responses 29

Result	Responses	Percentage	Graph
Biomedical Research	24	82.7%	

Result	Responses	Percentage	Graph
Laboratory Animal Medicine	15	51.7%	

Total Number of Responses 29

Result	Responses	Percentage	Graph
Agro and Bioterrorism	18	62.0%	

Total Number of Responses 29



Result	Responses	Percentage	Graph
Comparative Medicine	17	58.6%	

Total Number of Responses 29

Result	Responses	Percentage	Graph
Pathology	21	72.4%	



Total Number of Responses 29

## Use of Admission Selection Criteria to Admit for Public Practice

Result	Responses	Percentage	Graph
No	15	51.7%	
Yes	14	48.2%	

Total Number of Responses 29

## Plans for Targeted Enrollment for Public Practice

Result	Responses	Percentage	Graph
No	20	68.9%	
Yes	9	31.0%	




Total Number of Responses 29

## Curricular Programs for Skills and Compliances in Public Practice

Result	Responses	Percentage	Graph
No	13	44.8%	
Yes	16	55.1%	



Total Number of Responses 29

## Are Models Being Planned?

Result	Responses	Percentage	Graph
No	10	34.4%	
Yes	10	34.4%	
Don't know	9	31.0%	



Total Number of Responses 29

## Are Summer Programs Available for Public Practice?

Result	Responses	Percentage	Graph
No	10	34.4%	
Yes	19	65.5%	



Total Number of Responses 29

## Colleges Planning Summer Programs to Improve Skills and Experiences in Public Practice

Result	Responses	Percentage	Graph
No	11	37.9%	
Yes	18	62.0%	



Total Number of Responses 29

## Plans for Regional College Consortia for Public Practice

Result	Responses	Percentage	Graph
No	15	51.7%	
Yes	14	48.2%	

Total Number of Responses 29

## Institutions Associate with NIH, RCE, RBL & NBL

Result	Responses	Percentage	Graph
No	21	72.4%	
Yes	8	27.5%	

Total Number of Responses 29